

SUMMER

practice



PACKET




SUMMER

Practica

PACKET












# surf's up spelling



Spell these 4 and 5 letter words by stretching the sounds.





# Sunny Retelling

Choose a book and read it. Then, write a few sentences about the beginning, middle, and end of the story. Be sure to draw a picture for each part too!

**Beginning**


**End**

**Middle**



# ABC ORDER ON THE BEACH

Put the beach words in alphabetical order.




1. \_\_\_\_\_
2. \_\_\_\_\_
3. \_\_\_\_\_
4. \_\_\_\_\_
5. \_\_\_\_\_
6. \_\_\_\_\_

# Write 5 Summer Nouns!

(a person, place, or thing)


1. \_\_\_\_\_
2. \_\_\_\_\_
3. \_\_\_\_\_
4. \_\_\_\_\_
5. \_\_\_\_\_




# Write 5 Summer Verbs!

(an action word)

1. \_\_\_\_\_
2. \_\_\_\_\_
3. \_\_\_\_\_
4. \_\_\_\_\_
5. \_\_\_\_\_



# The Best Summer Day



Draw a picture and write a story about the best summer day. It can be real or pretend!

---

---

---

---

---

---

---

---

---

---

---


---




# Draw a Picture




Read the sentence. Then, draw a picture to show the sentence.



A big, white shark was swimming in the big, blue ocean.



Two little girls were playing in the big, square pool.




The little boy ate a green snow cone outside his house.



# Who stole the Letters?


Stretch the words out to fill in the missing letters.




\_\_ ell



sh \_\_ k



dolph \_\_




cr \_\_




w \_\_ v \_\_




m \_\_ maid



st \_\_



t \_\_ tle




\_\_ ale


# Magazine Sight Words

Cut out sight words from a newspaper or magazine. Find as many as you can!  
Then, read them to someone at your house.





# Fishy Fill In!



Fill in the missing numbers.

<b>101</b>	<b>102</b>			<b>105</b>	<b>106</b>		<b>108</b>	
------------	------------	--	--	------------	------------	--	------------	--

		<b>98</b>	<b>99</b>	<b>100</b>		<b>102</b>	<b>103</b>	
--	--	-----------	-----------	------------	--	------------	------------	--










<b>55</b>			<b>58</b>	<b>59</b>				<b>63</b>
-----------	--	--	-----------	-----------	--	--	--	-----------

<b>43</b>				<b>47</b>	<b>48</b>			<b>51</b>
-----------	--	--	--	-----------	-----------	--	--	-----------


<b>83</b>	<b>84</b>				<b>88</b>	<b>89</b>		
-----------	-----------	--	--	--	-----------	-----------	--	--

# ODD OR even

Color the even suns yellow and the odd suns orange.




skip count by 5s





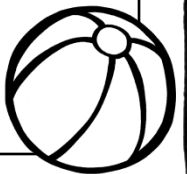

# skip count by 10s






# skip count by 2s



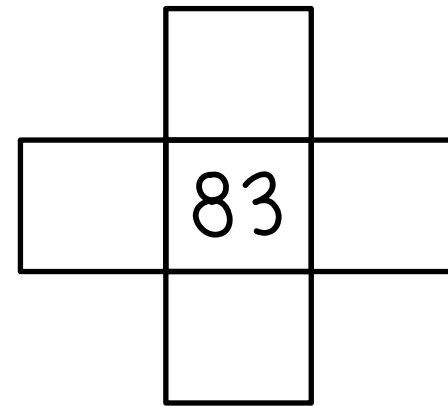
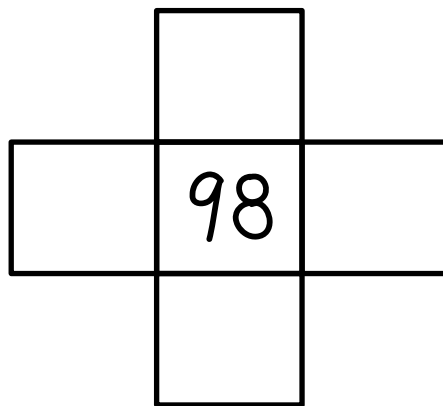
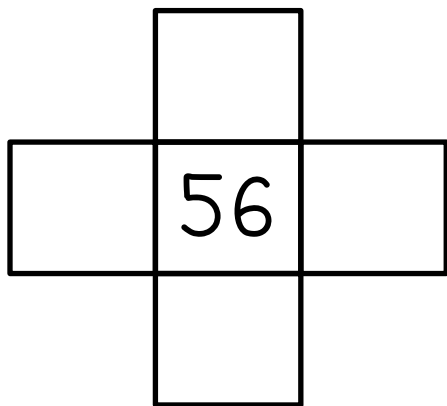
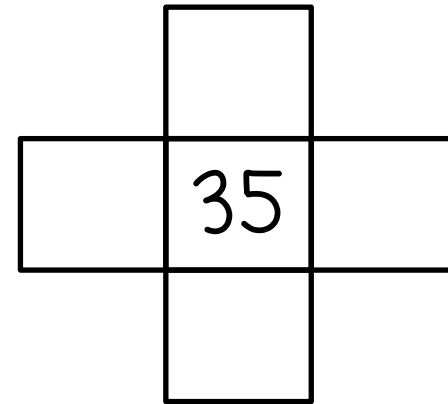
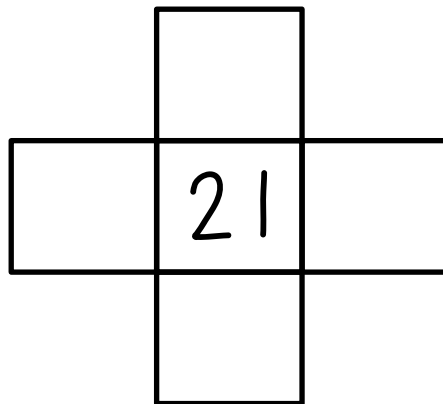
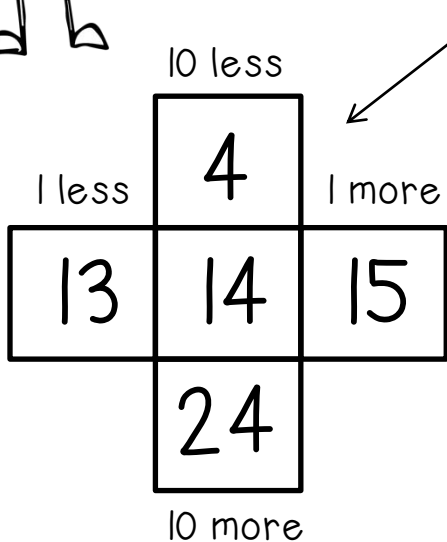





# 120 Chart Puzzles



Use your 120 chart to fill in 1 more, 1 less, 10 more, and 10 less.







# Crabby Comparing

Fill in the correct symbol for greater than or less than.

$31 \bigcirc 96$

$28 \bigcirc 81$

$45 \bigcirc 28$

$19 \bigcirc 33$

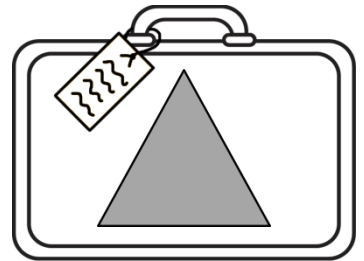
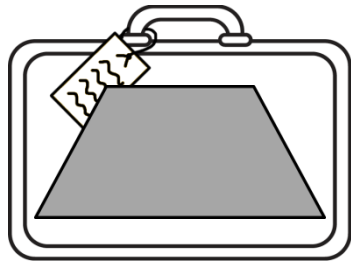
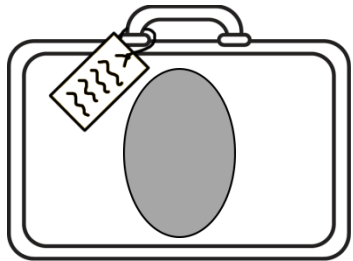
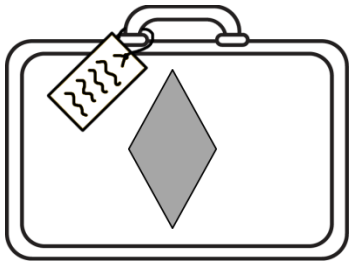
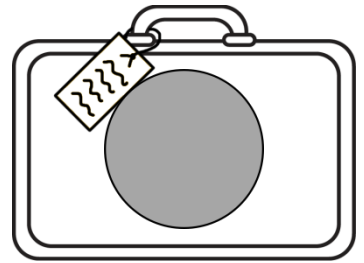
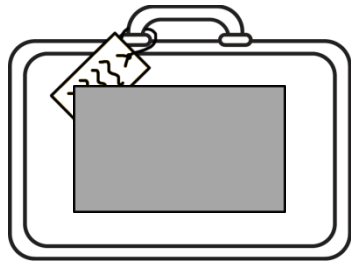
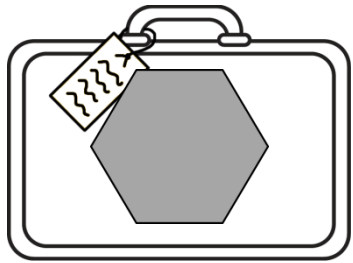
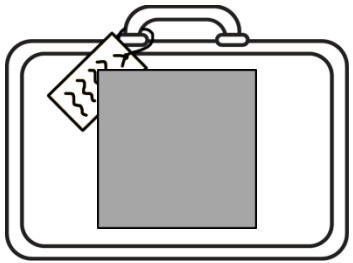
$72 \bigcirc 59$

$62 \bigcirc 23$



# Shapes on Vacation

Use the word bank to label the shapes.



rectangle

oval

hexagon

rhombus

circle

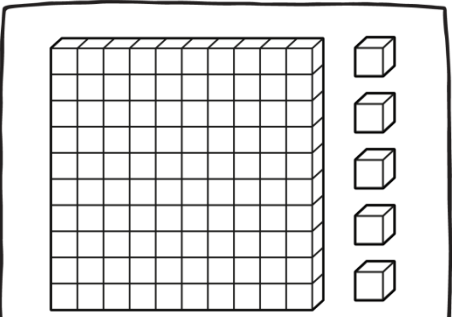
trapezoid

triangle

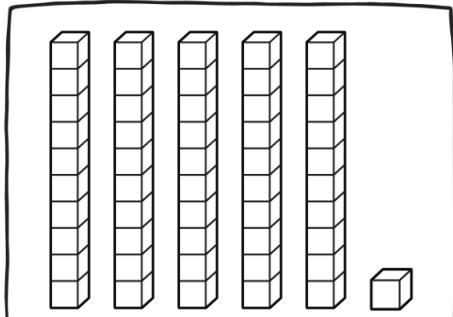

square

# How Much Is It?

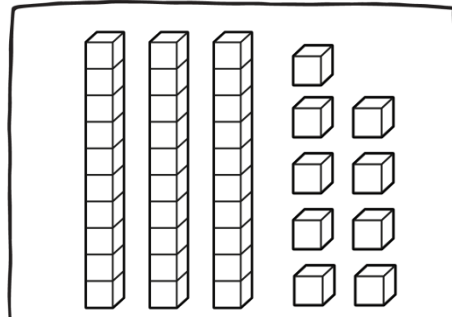

Write how much the place value blocks show.



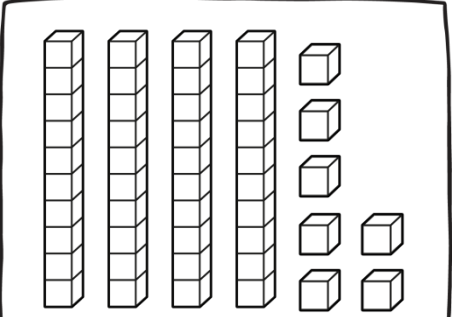

\_\_\_\_\_



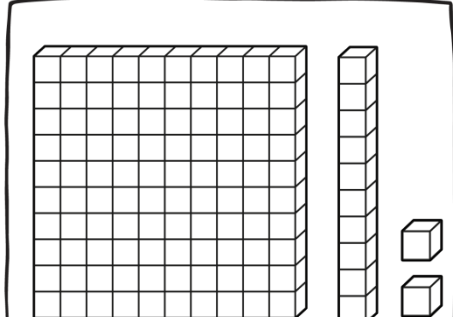
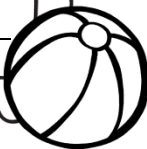
\_\_\_\_\_



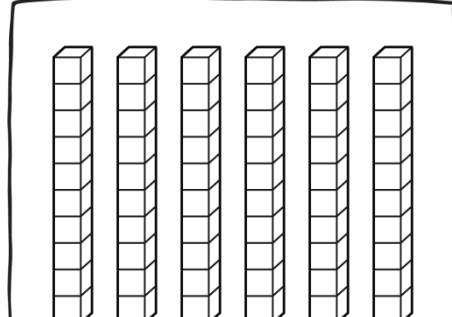

\_\_\_\_\_




\_\_\_\_\_



\_\_\_\_\_



\_\_\_\_\_

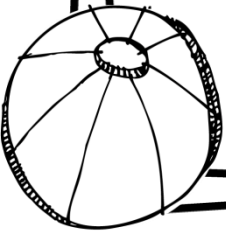



# Solve the Story Problems

There were 13 kids playing in the pool. 5 kids had to go eat dinner. How many kids are still playing in the pool?



There were 11 boys on the beach, and 8 girls on the beach. How many kids were playing at the beach?



# Solve the Story Problems

The Miller family was going to have a picnic. They had 8 strawberries, and 4 people. Show how to share the strawberries equally.



There were 12 hands building a sand castle. How many kids were building the sand castle?






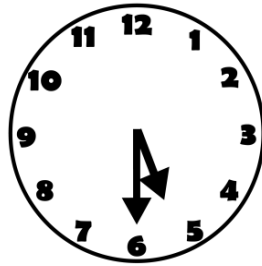
# PLAY TIME




Write the time each clock shows.




\_\_\_\_\_




\_\_\_\_\_




\_\_\_\_\_




\_\_\_\_\_




\_\_\_\_\_



\_\_\_\_\_



\_\_\_\_\_



\_\_\_\_\_

# COLORFUL COINS!



Pennies-Red  
Nickels-Green

Dimes-Yellow  
Quarters-Purple



# I Can Count!

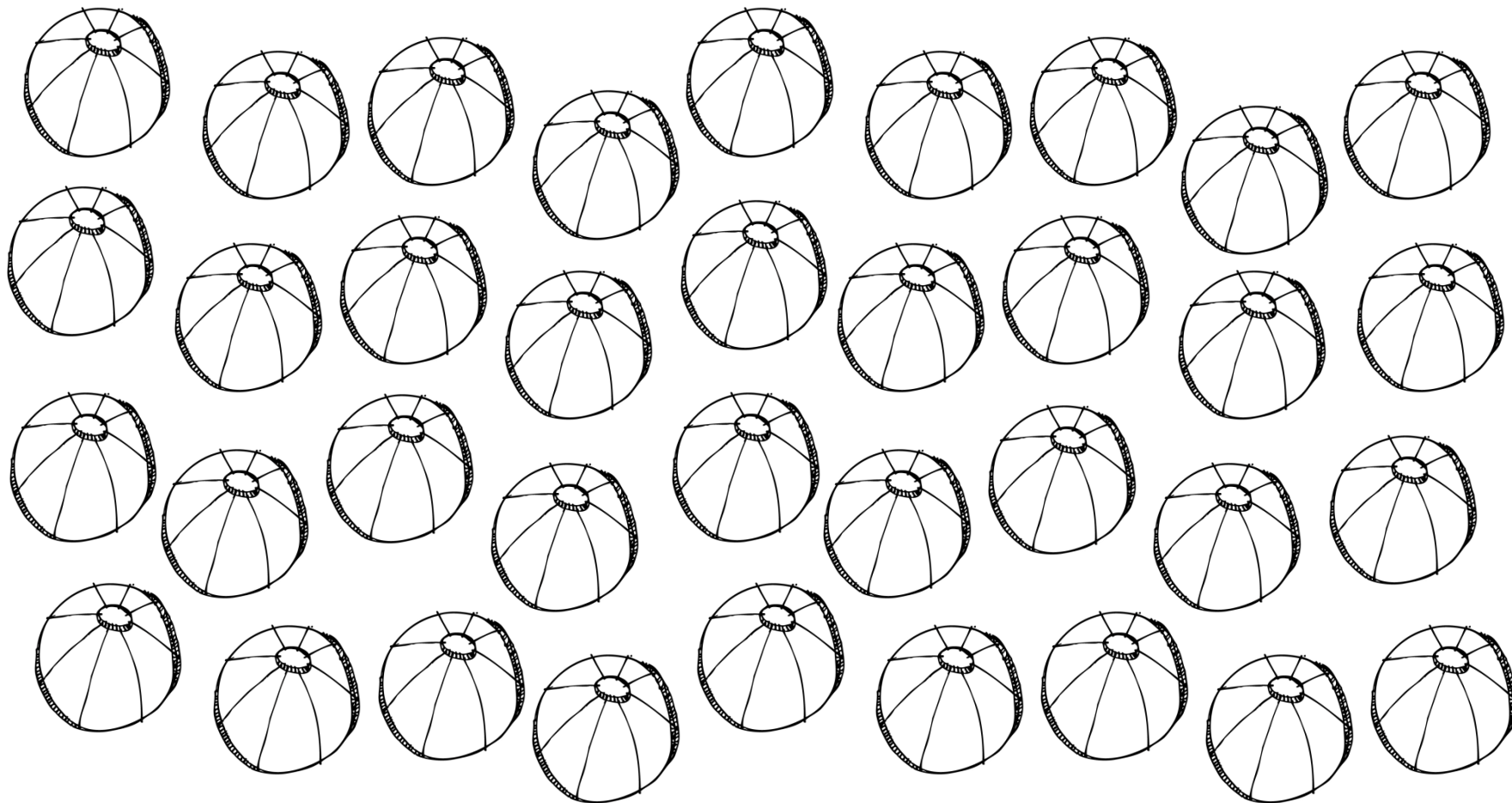
Count as high as you can. Write the numbers  
as you count.






# Reading is a Ball!

Color a beach ball each time you read for 20 minutes.



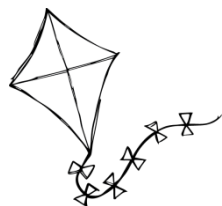





# It's Alive!




Color all of the living things green.  
Color all of the nonliving things blue.



# Magic Magnets

Walk around your house. Write things that are magnetic and that are not magnetic.



Magnetic

Not Magnetic



**I Scream for  
Ice Cream!**

**Use your senses  
to describe Ice  
Cream.**

Tastes

Smells

Feels

Sounds

Looks

