



Name: _____

Diving for Digraphs


Fill in the missing digraphs.



__ ick




__ adow




go __ er




__ eat




__ ermos




dol __ in



__ orn



__ eep



__ air

Name: _____

Diving for Digraphs

Color the pictures according to the code and the digraph that you hear in the word.

Code:










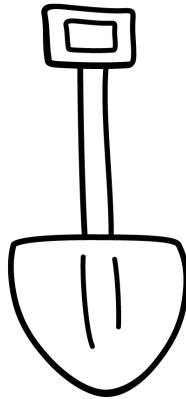



"ch"- yellow

"ph"- red

"sh"- orange

"th"- blue

"wh"-green



Name: _____

Silly Sentences

Fix the problems with the sentences and write them correctly on the line below.

i love the summertime?

whut is your favorite Season

IN the summer. you can go swimming

it gets hot inthe summer.

Name: _____

Silly Sentences

Fix the problems with the sentences and write them correctly on the line below.

There Are lots offish in the ocean?

SOME people like 2 surf

itis relaxing, to go two The beach

u can build A sandcastle atthe beach.

Name: _____

Punctuation Party

Finish the sentence with the correct punctuation.

Are you going to the beach today _____

I can't wait until summer vacation _____

June, July, and August are summer
months _____

It can get very hot in the summer _____

What is your favorite thing to do in the
summer _____

I am so excited to go sailing _____

Where are you going for your
vacation _____

Summer is my very favorite
season _____

We are out of school during the
summer _____

Name: _____

Types of Sentences

Write a sentence for each type of punctuation.



Asking



Telling



Exclamation

Name: _____

How Does it End?

Write either "ed" or "ing" to finish the word and complete the sentence.

I really want to go sail_____.

Stacey jump_____ into the water when she got to the swimming pool.

Tom likes surf_____ in the ocean.

The sun climb_____ higher in the sky.

The family play_____ at the beach.

The girls were splash_____ in the swimming pool.

Jason laugh_____ when the waves splashed on the beach.

The kids look_____ for seashells.

The boy was build_____ a sandcastle.

Kristie was wear_____ a life jacket.

Name: _____

Same or Different?

If the words on the flip flops are synonyms, color them blue. If the words on the flip flops are antonyms, color them yellow.

Synonyms:

same

meaning

big

Antonyms:

different

meaning

hot

wet

jump

warm

dry

hop

up

happy

smile

down

sad

grin

fast

ocean

high

quick


sea

low

Name: _____



Nouns and Verbs



Put the words in the correct columns.

nouns


verbs

swim	ocean	build	slide	surf
beach	water	jump	fish	dive
sand	boat	towel	float	play


Name: _____

Don't Be Crabby!

Make a contraction out of the two words on the crabs.




they are



what is




did not



would not



will not



you are



I have



do not










I will

Name: _____

Amazing Adjectives







Write adjectives to describe the picture in the bubbles, then write two complete sentences about it.



Name: _____

Amazing Adjectives








Write adjectives to describe the picture in the bubbles, then write two complete sentences about it.



Name: _____

Amazing Adjectives

Write adjectives to describe the picture in the bubbles, then write two complete sentences about it.



Name: _____

One to One Hundred and Twenty!



Write the numbers 1-120.



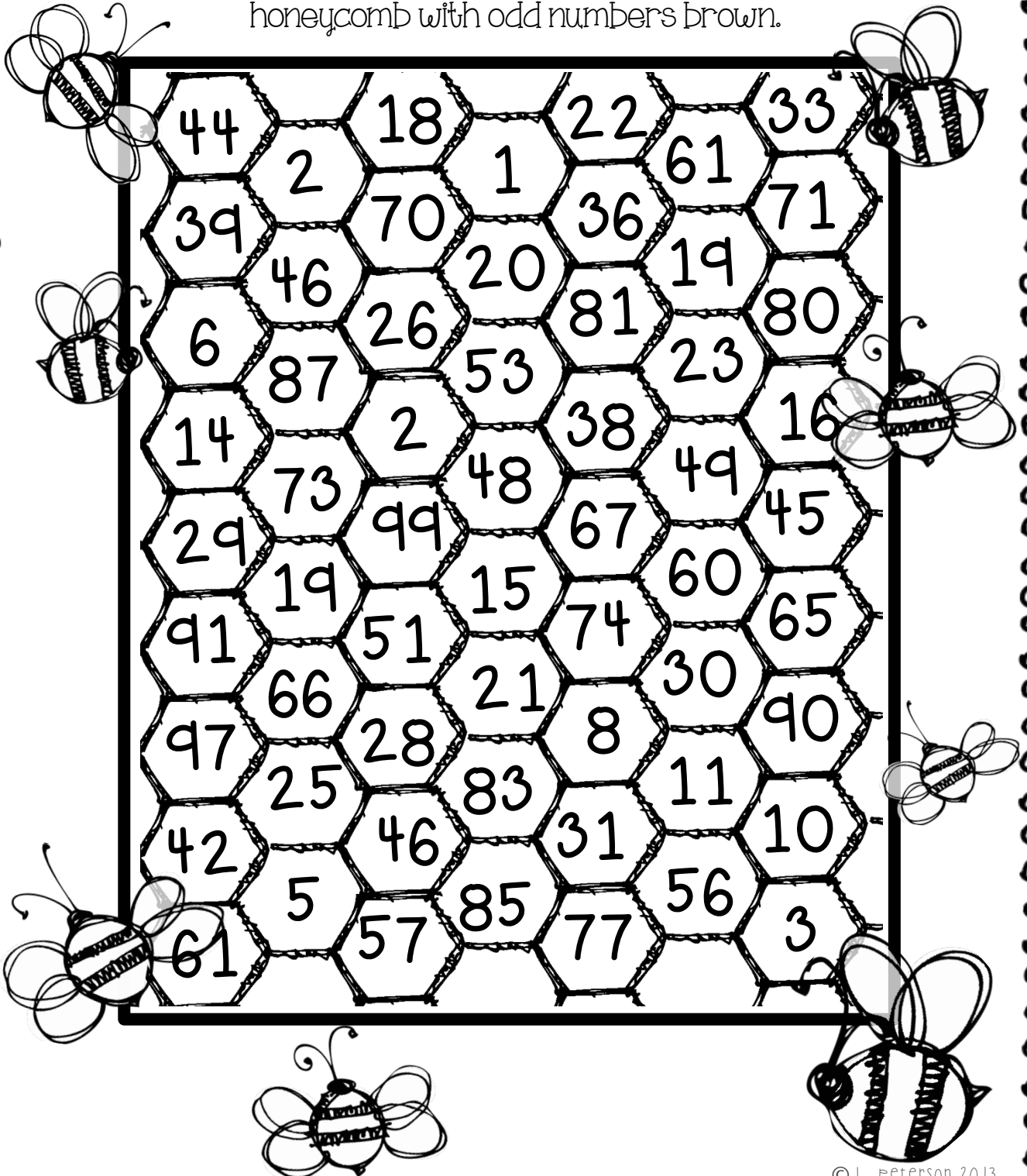
1									
									120

Name: _____

Busy Bees



Color the honeycomb with even numbers yellow. Color the honeycomb with odd numbers brown.



44	18	22	33	
2	1	61	71	
39	70	36	19	80
46	20	81	23	80
6	26	53	23	16
87	2	38	49	45
14	73	48	67	45
29	99	67	60	65
19	15	74	30	65
91	51	21	8	90
66	21	30	11	90
97	28	8	11	10
25	83	31	10	10
42	46	31	10	10
5	85	56	3	3
61	57	77	3	3

Name: _____

Skip Counting by 10's

Fill in the missing numbers, counting by 10's.

30, _____, _____, 60, _____, _____

10, _____, _____, _____, _____, _____

_____, _____, 40, _____, _____, _____

50, 60, _____, _____, _____, _____

70, _____, _____, 100, _____, _____

20, _____, _____, _____, _____, _____

Name: _____

Skip Counting by 5's

Fill in the missing numbers, counting by 5's.

15, _____, _____, **30,** _____, _____

_____, _____, **65,** _____, _____, _____

40, _____, _____, _____, _____, _____

_____, _____, **20, 25,** _____, _____

30, _____, _____, **45,** _____, _____

_____, _____, _____, _____, _____, **75**

Name: _____

Skip Counting by 2's

Fill in the missing numbers, counting by 2's.

44, _____, _____, **50**, _____, _____

_____, _____, **6**, _____, _____, _____

20, _____, _____, _____, _____, _____

_____, _____, **86**, **88**, _____, _____

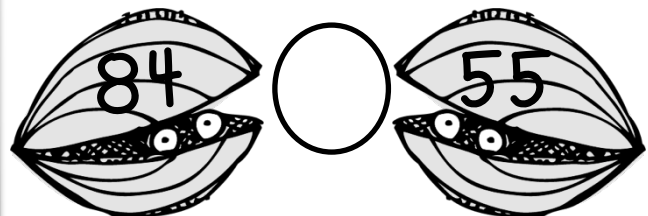
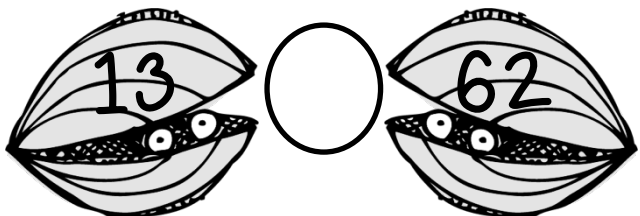
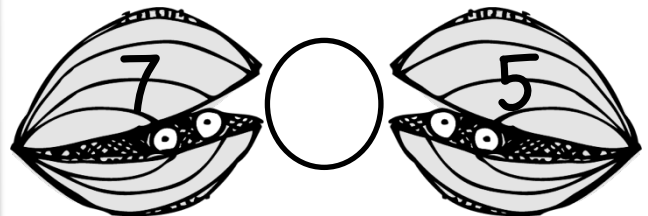
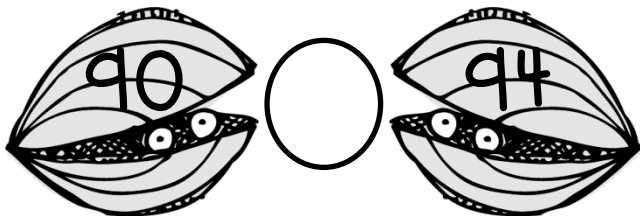
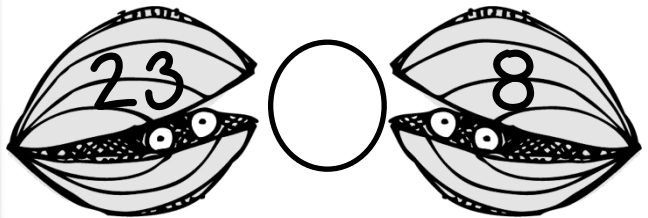
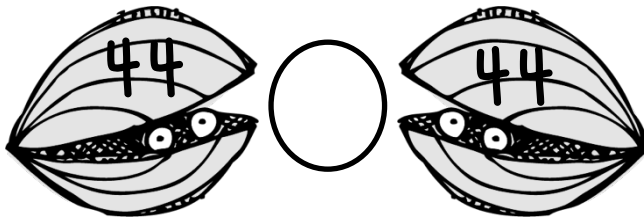
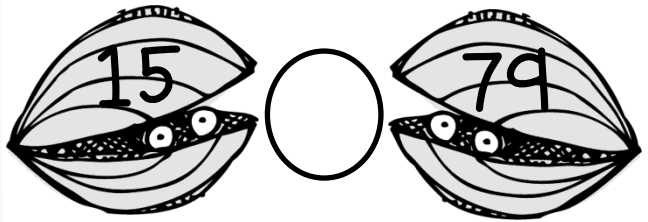
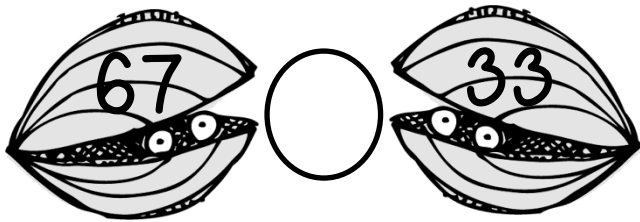
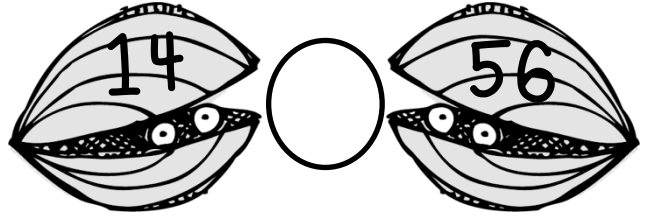

62, **64**, _____, _____, _____, _____

_____, _____, _____, _____, _____, **36**

Name: _____

Comparing Clams

Compare the two numbers on the clams by writing the correct symbol (<, >, or =) in the circle.



Name: _____

More and Less

Fill in the squares, one more/one less, and ten more/ten less.

ten less

one less	35	one more

ten more

ten less

one less	22	one more

ten more

ten less

one less	89	one more

ten more

ten less

one less	78	one more

ten more

ten less

one less	63	one more

ten more

ten less

one less	17	one more

ten more

ten less

one less	55	one more

ten more

ten less

one less	40	one more

ten more

ten less

one less	14	one more

ten more